

## Getting good map coordinates

Written by Jim Kinter, K5KTF - Last Updated Tuesday, 28 October 2014 23:03

---

**The BEST way I have found to get the exact spot to submit to our map:**

**Go to Google and log in (you have to, to be able to get to a certain function);**

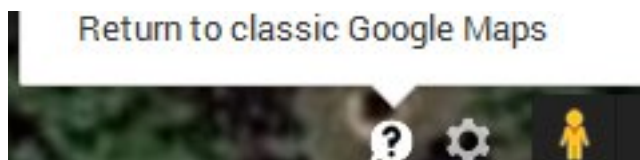
**Go to Google Maps in map mode, zoom in to the QTH;**

**Once you get close, switch to Satellite view and zoom all the way in;**

**Down in the bottom right is a circle with a ? in it:**



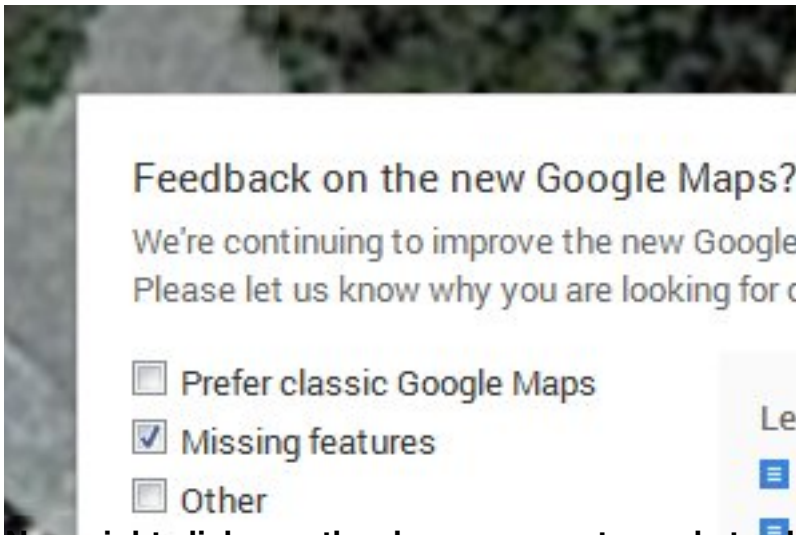
**Click it and select "Return to Classic Google maps" (I always check the "Missing Features" box);**



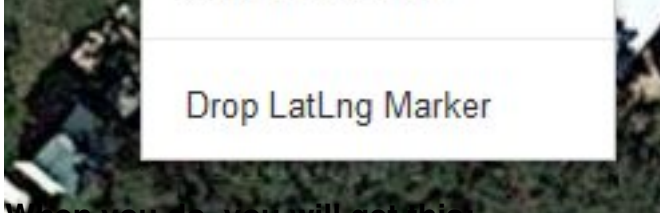
## Getting good map coordinates

Written by Jim Kinter, K5KTF - Last Updated Tuesday, 28 October 2014 23:03

---



Now, right-click exactly where you want a node to show, select "Drop LatLng Marker";



You can highlight the text in that marker with a mouse:



Right-click on the highlighted text, select "Copy", as